

Accessible
standard
information



Easy to
Read


Children and Young People Services SEND Survey 2023.



In 2023 we carried out a survey for Young People across Suffolk who have SEND (Special Educational Needs and Disabilities).

201 Young People took part.

TAKE SURVEY



They were between the ages of 14-25 years old.

We wanted to find out what were the most important things to them.





This easy to read leaflet explains our results and what we have learned.

Survey results

We asked ...

Where do you go to find information about what you can do when you leave school or college or in your future ?



Top answer



146 of you said my parents or carers



Followed by 134 who said an adult at school or college.

Survey results

We asked...

Where would you like to do that ?



Being close to home or college was important for Young People.

Other interesting locations were ...

House of Commons



Africa Alive/zoo



On stage



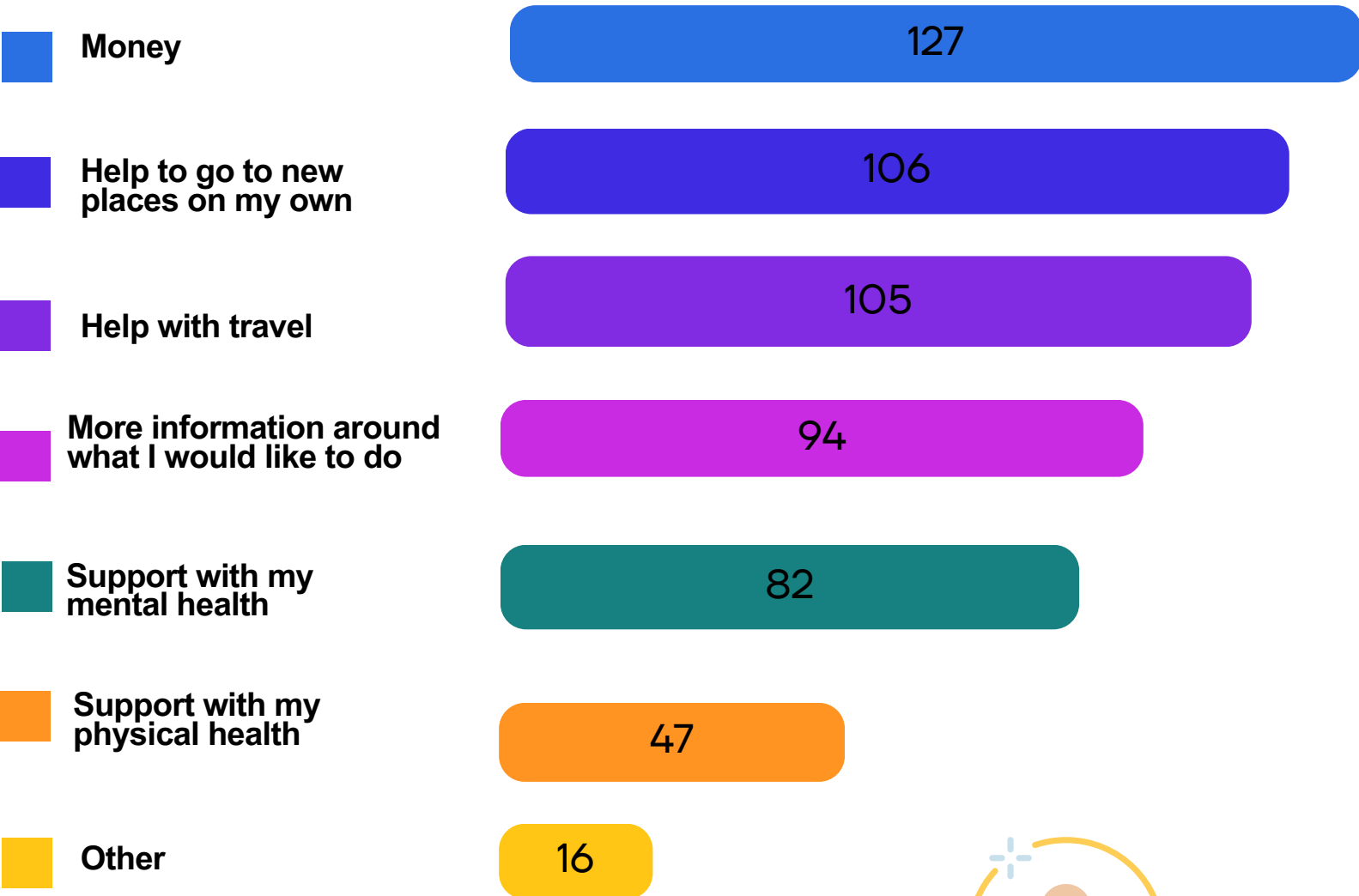
British Touring Racing Team



Survey results

We asked...

What support do you need to achieve this ?



Having independence is important

Survey results

We asked...

Which of these is most important to you ?

52 said learning to drive.



Followed by 46 who said finding a job.

Survey results

We asked...

Is there anything that gets in the way of you doing the things that are important to you ?

116 said I'm nervous to go to new places on my own.



73 said money, followed by 68 who thought their Mental Health.



Survey results






We asked...

Do you do any type of work ?

107 said No.

36 said they undertake work experience, 25 volunteering.



| | | |
|---|-----------------|-----|
|  | No | 107 |
|  | Voluntary work | 25 |
|  | Paid work | 27 |
|  | Work experience | 36 |
|  | Other | 6 |

Survey results

We asked...

**Do the people that support you,
work in this way ?**

We asked young people...

What makes an ideal worker?

The ideal worker should be someone who...



**137 said yes
through
schools and
colleges.**

**46 said by
outside
support
workers.**

**Followed by
39 in
GP/Nurse
settings.**

Survey results

We asked...

What help do you get to stay healthy ?



“ Exercising,
walking, gym or
swimming ”

“ Eating
healthy
foods ”

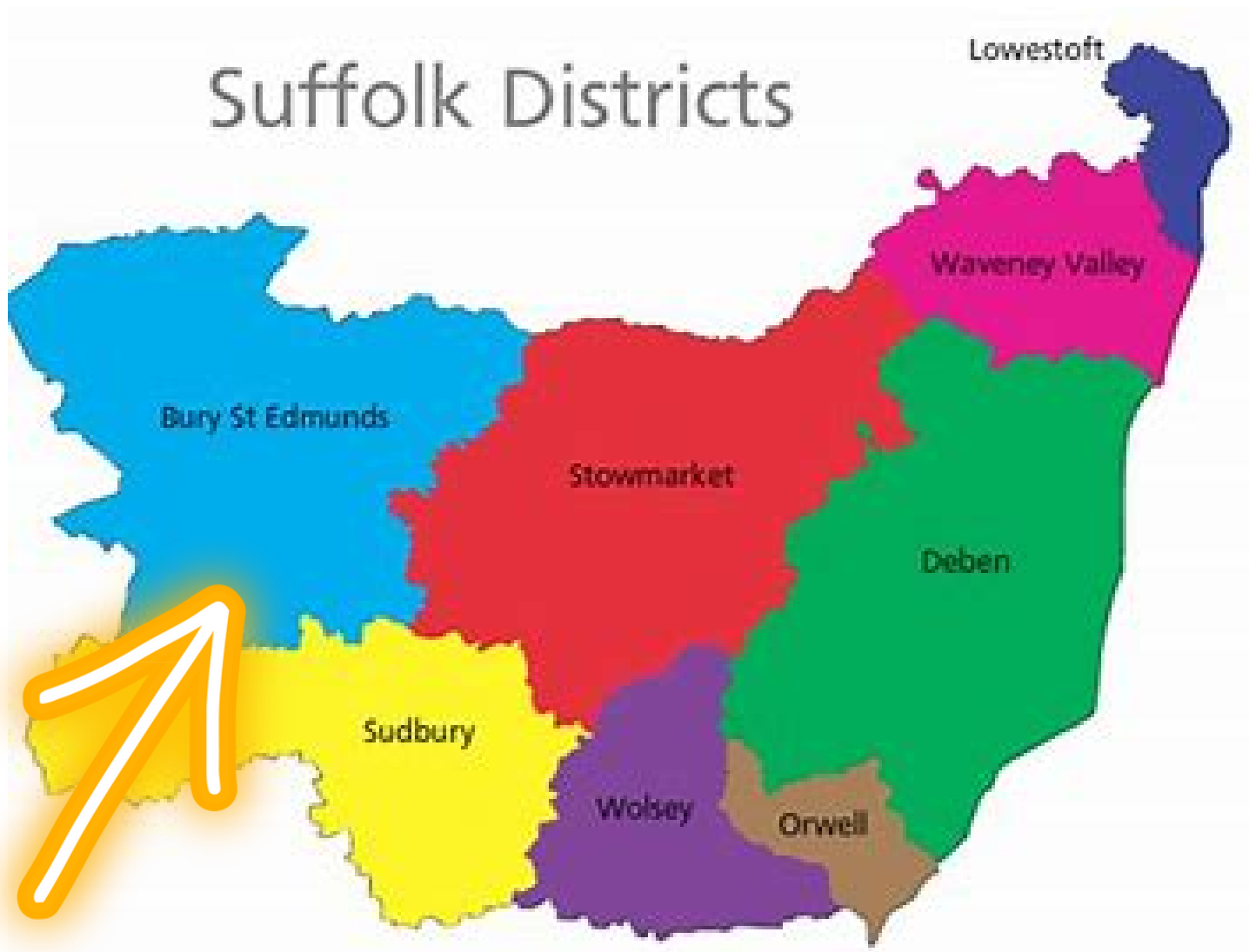


“ Having parents/carers to support me
Health appointments
Medicine. ”

Survey results

We asked...

Which town do you live closest to ?



**We heard from all across
Suffolk.**






**The most response were from
the west of the county.**

Survey results

We asked...

Are you ___?




| | | |
|---|-------------------|-----|
|  | Male | 111 |
|  | Female | 82 |
|  | Prefer not to say | 5 |
|  | Non-binary | 1 |
|  | Other | 2 |

Survey results

We asked...

How old are you ?



| | | |
|---|-------|----|
|  | 14-16 | 54 |
|  | 17-19 | 90 |
|  | 20-25 | 57 |



The most responses came from the 17-19 age group.

Next step



We would like to thank everyone who took part in our survey.

We really value all the views shared with us.

We will share this document with...

**Young People
Professionals
Partner Agencies
Parents and Carers**

To ensure the Young People's voices are heard.